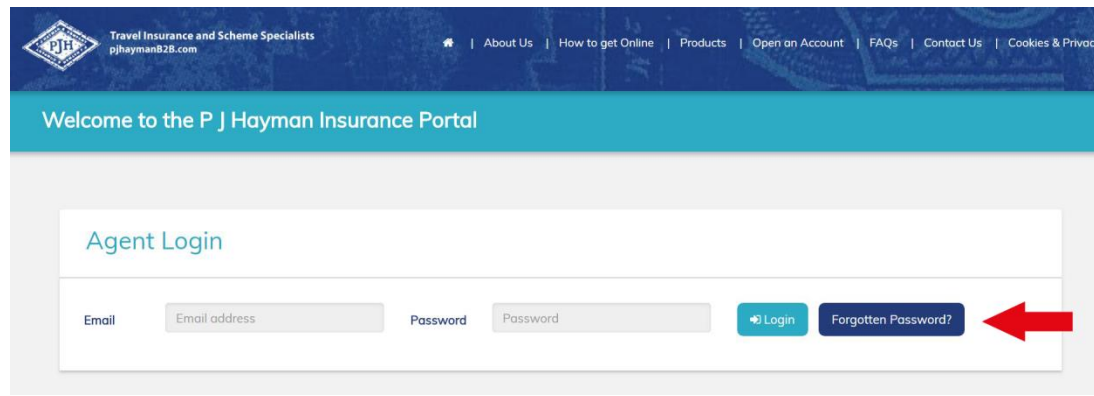




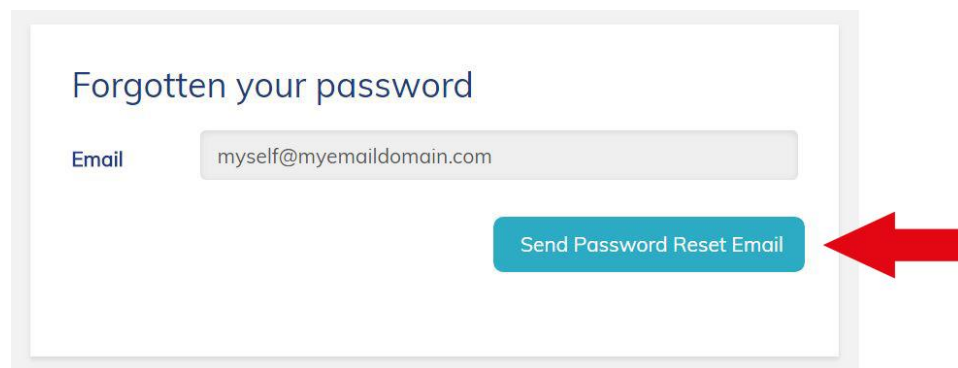
Quick Start - Get Online

1. Follow link –

<https://www.pjhaymanonline.com/>




2. Insert your email here –





3. You will now be sent the following email –



4. Type your email and select a memorable password –

Reset your password

Registered email

New password

Confirm new password



5. And you're in!

The screenshot shows a user dashboard for David Jeffrey, logged in on 13/7/2018. The interface includes a top navigation bar with the company logo and name, a search bar, and a user profile section with a 'Log out' button. A teal banner displays 'Welcome Back, David!' with notification icons for messages, alerts, and chat. A left sidebar contains menu items: Home, Settings, New Quote, and Policy Management. The main content area is titled 'Dashboard' and is split into two columns. The left column, 'Get a Quote', features a 'Free Spirit Travel' button. The right column, 'Existing Customer', contains form fields for First Name, Surname, Email, Postcode, and Date of Birth (with a 'dd/mm/yyyy' placeholder).